




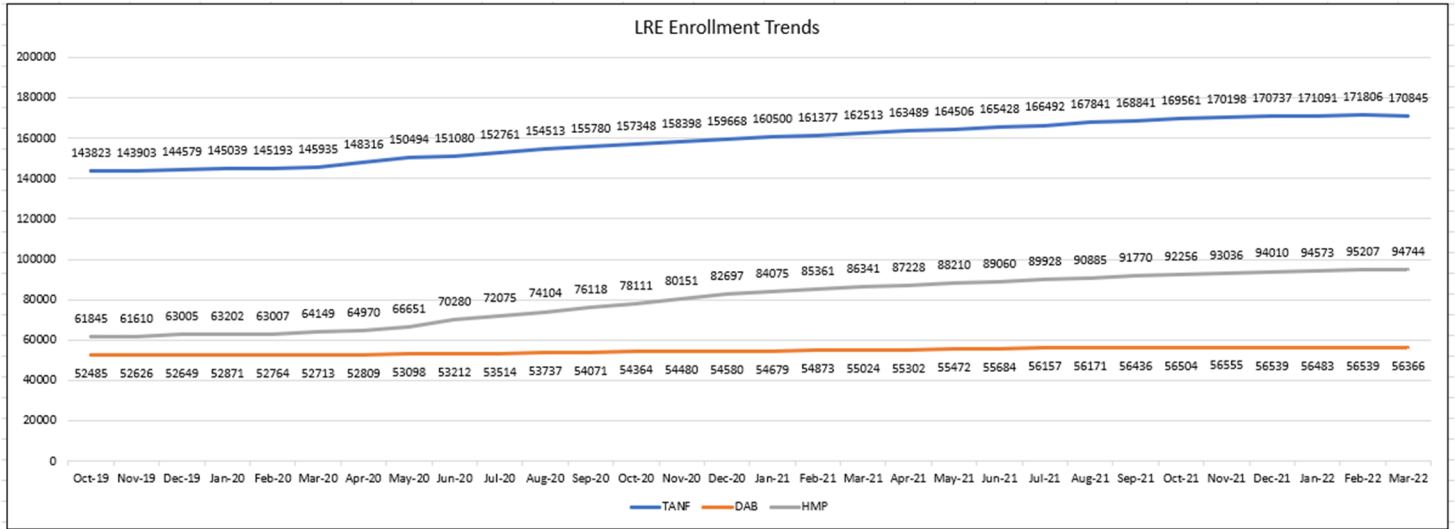


Lakeshore Regional Entity Board Financial Officer Report for April 2022

-  **Disbursements Report** – A motion is requested to approve the March 2022 disbursements. A summary of those disbursements is included as an attachment.
-  **Statement of Activities** – Report through February is included as an attachment.
-  **Bucket Report** – February 2022 Bucket Report is included as an attachment for today's meeting. Expense projections, as reported by each CMHSP, are noted. COVID has continued to impact spending, service demand, and staffing. An approximate surplus of \$4.9 million regionally (Medicaid and HMP) is shown on this month's report, which does not include \$27.3 million in surplus that is being withheld to put into the ISF/Medicaid Savings for FY22. The total regional surplus is projected to be \$83.7 million, which includes FY20 ISF and Medicaid Savings of \$13 million, budgeted FY21 ISF and Medicaid Savings of \$35.7 million and budgeted FY22 ISF and Medicaid Savings of \$27.3 million. The projected DCW lapse for the region is \$6.4 million. Our region is projecting to receive approximately \$18 million in total for DCW in FY22.
-  **FY 2022 Revenue Projections** – Updated revenue and membership projections by program and CMHSP are below. This month's revenue projection includes an overall increase of approximately \$1.5 million. The increase in revenue is primarily due to an increase in the overall membership.
-  **Financial Data/Charts** – Below, this chart contains an annual and monthly comparison of the number of individuals in our region who are eligible for each program. The number of eligible individuals in our region determines the amount of revenue the LRE receives each month. Data is shown for October 2019 – March 2022. The LRE also receives payments for other individuals who are not listed on these charts but are eligible for behavioral health services (i.e. individuals enrolled and eligible for the Habilitation Supports Waiver (HSW) program).



FY 2022 Revenue Projection									
Total LRE				CMHSPs Breakdown					
	Budget Projection	Current Projection	Change		Budget Projection	Current Projection	Change		
MCD - MH	\$ 210,718,637	\$ 210,291,460	\$ (427,177)		MCD - MH				
MCD - SUD	\$ 8,001,719	\$ 8,081,523	\$ 79,805	Allegan	\$ 18,771,464	\$ 18,671,399	\$ (100,065)		
HMP - MH	\$ 29,893,170	\$ 32,216,854	\$ 2,323,684	Healthwest	\$ 43,407,881	\$ 43,261,789	\$ (146,091)		
HMP - SUD	\$ 17,253,882	\$ 18,300,337	\$ 1,046,454	Network180	\$ 104,964,414	\$ 104,776,118	\$ (188,296)		
Autism	\$ 40,680,921	\$ 41,132,493	\$ 451,572	Ottawa	\$ 28,142,172	\$ 28,259,936	\$ 117,764		
Waiver	\$ 43,041,569	\$ 40,793,865	\$ (2,247,704)	West Michigan	\$ 15,432,707	\$ 15,322,217	\$ (110,490)		
LRE / Beacon Admin	\$ 13,703,413	\$ 13,766,096	\$ 62,683	Total MCD - MH	\$ 210,718,637	\$ 210,291,460	\$ (427,177)		
ISF	\$ 27,975,737	\$ 28,075,022	\$ 99,285						
IPA	\$ 4,530,922	\$ 4,683,504	\$ 152,582						
Total Region	\$ 395,799,970	\$ 397,341,153	\$ 1,541,183						
Total CMHSPs				MCD - SUD					
	Budget Projection	Current Projection	Change	Allegan	\$ 657,600	\$ 664,442	\$ 6,843		
Allegan	\$ 31,540,674	\$ 31,292,000	\$ (248,675)	Healthwest	\$ 1,728,516	\$ 1,729,173	\$ 658		
Healthwest	\$ 67,233,116	\$ 67,310,799	\$ 77,683	Network180	\$ 4,015,409	\$ 4,051,607	\$ 36,198		
Network180	\$ 179,037,751	\$ 180,293,646	\$ 1,255,895	Ottawa	\$ 987,793	\$ 1,022,650	\$ 34,858		
Ottawa	\$ 47,943,777	\$ 48,345,594	\$ 401,817	West Michigan	\$ 612,402	\$ 613,650	\$ 1,248		
West Michigan	\$ 23,834,580	\$ 23,574,492	\$ (260,087)	Total MCD - SUD	\$ 8,001,719	\$ 8,081,523	\$ 79,805		
Total CMHSPs	\$ 349,589,898	\$ 350,816,531	\$ 1,226,633						
				HMP - MH					
	Budget Projection	Current Projection	Change	Allegan	\$ 2,279,184	\$ 2,476,030	\$ 196,845		
Allegan	\$ 100.52	\$ 96.69	\$ (3.83)	Healthwest	\$ 6,109,782	\$ 6,500,985	\$ 391,203		
Healthwest	\$ 90.98	\$ 88.86	\$ (2.12)	Network180	\$ 15,209,606	\$ 16,402,269	\$ 1,192,662		
Network180	\$ 92.75	\$ 90.22	\$ (2.53)	Ottawa	\$ 4,121,180	\$ 4,538,833	\$ 417,653		
Ottawa	\$ 89.57	\$ 86.19	\$ (3.38)	West Michigan	\$ 2,173,416	\$ 2,298,737	\$ 125,320		
West Michigan	\$ 89.62	\$ 86.84	\$ (2.78)	Total HMP - MH	\$ 29,893,170	\$ 32,216,854	\$ 2,323,684		
Total CMHSPs	\$ 92.38	\$ 89.68	\$ (2.70)						
				HMP - SUD					
	Budget Projection	Current Projection	Change	Allegan	\$ 1,297,699	\$ 1,387,748	\$ 90,049		
Allegan	\$ 100.52	\$ 96.69	\$ (3.83)	Healthwest	\$ 3,634,023	\$ 3,804,654	\$ 170,631		
Healthwest	\$ 90.98	\$ 88.86	\$ (2.12)	Network180	\$ 8,776,141	\$ 9,325,861	\$ 549,719		
Network180	\$ 92.75	\$ 90.22	\$ (2.53)	Ottawa	\$ 2,280,070	\$ 2,461,213	\$ 181,144		
Ottawa	\$ 89.57	\$ 86.19	\$ (3.38)	West Michigan	\$ 1,265,948	\$ 1,320,860	\$ 54,911		
West Michigan	\$ 89.62	\$ 86.84	\$ (2.78)	Total HMP - SUD	\$ 17,253,882	\$ 18,300,337	\$ 1,046,454		
Total CMHSPs	\$ 92.38	\$ 89.68	\$ (2.70)						
Member Month Projection				Autism					
	Budget Projection	Current Projection	Change	Allegan	\$ 3,372,448	\$ 3,409,884	\$ 37,435		
Allegan	313,775	323,617	9,842	Healthwest	\$ 2,717,486	\$ 2,747,651	\$ 30,165		
Healthwest	739,013	757,525	18,512	Network180	\$ 27,361,988	\$ 27,665,715	\$ 303,727		
Network180	1,930,418	1,998,389	67,971	Ottawa	\$ 6,045,185	\$ 6,112,288	\$ 67,104		
Ottawa	535,257	560,907	25,649	West Michigan	\$ 1,183,815	\$ 1,196,956	\$ 13,141		
West Michigan	265,944	271,456	5,512	Total Autism	\$ 40,680,921	\$ 41,132,493	\$ 451,572		
Total Member Months	3,784,409	3,911,894	127,486						
				Waiver					
	Budget Projection	Current Projection	Change	Allegan	\$ 5,162,279	\$ 4,682,497	\$ (479,782)		
Allegan	313,775	323,617	9,842	Healthwest	\$ 9,635,429	\$ 9,266,546	\$ (368,882)		
Healthwest	739,013	757,525	18,512	Network180	\$ 18,710,193	\$ 18,072,076	\$ (638,116)		
Network180	1,930,418	1,998,389	67,971	Ottawa	\$ 6,367,378	\$ 5,950,672	\$ (416,705)		
Ottawa	535,257	560,907	25,649	West Michigan	\$ 3,166,291	\$ 2,822,073	\$ (344,218)		
West Michigan	265,944	271,456	5,512	Total Waiver	\$ 43,041,569	\$ 40,793,865	\$ (2,247,704)		
Total Member Months	3,784,409	3,911,894	127,486						