

GAMBLING

DISORDER PREVENTION & TREATMENT

2024 UPDATE



Presented by



FEBRUARY 2024

TREATMENT

In 2024, Lakeshore Regional Entity represented 7% of the State's Treatment Referrals and 11% of the state's total helpline calls.

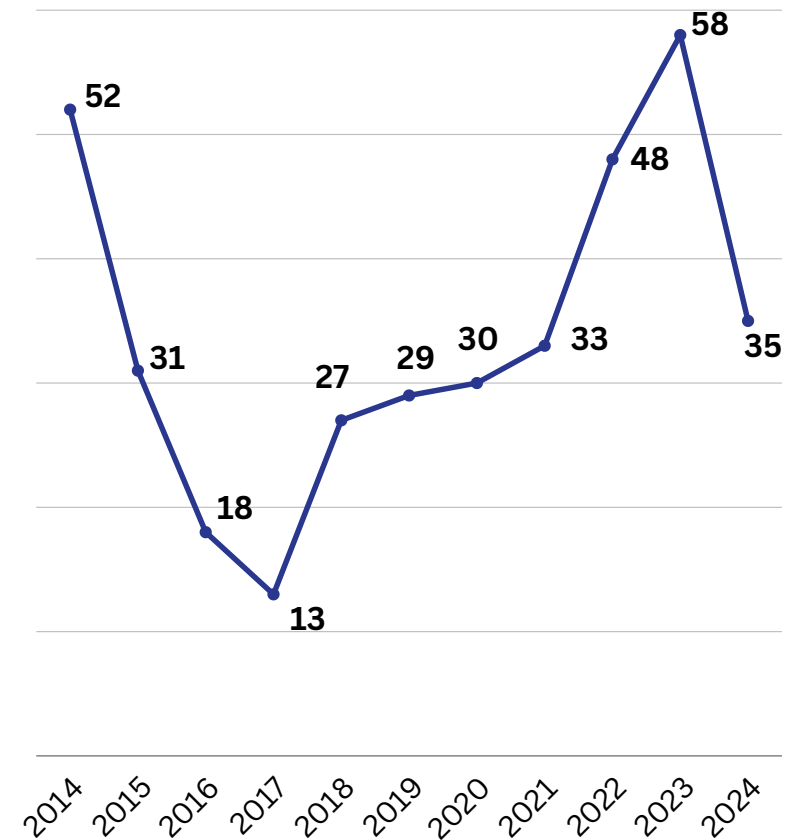
287

Calls to the Helpline in 2023

261

Calls to the Helpline in 2024

**GD Treatment Admissions
for the LRE Region**



PREVENTION

SENIORS

Throughout FY24, LRE secured a newspaper ad in Senior Perspective that reached 19,000 readers.

YOUTH

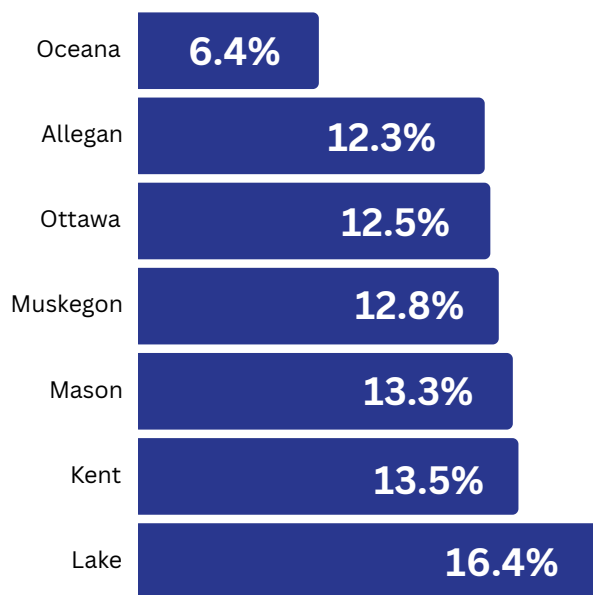
Prevention providers offer a GD education to 5th-12th grade students, school staff, and parents to interested schools.



YOUTH

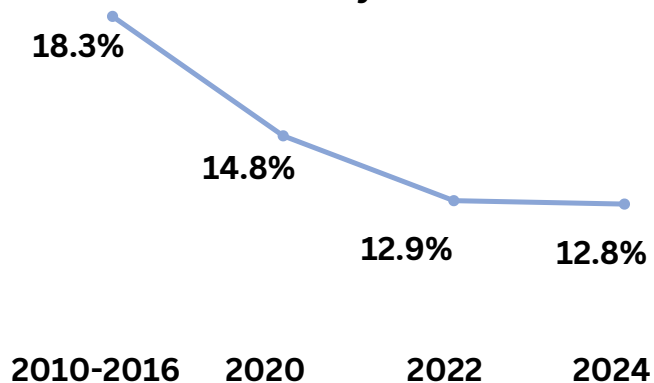
COUNTY

High School Students in
LRE Region Making Bets
or Gambling in the Past
30 Days-by County



REGION

High School Students in LRE Region
Making Bets or Gambling in the Past 30
Days



LOTTO RETAILERS

County	Top Vendors	Top Vendor Sales	Net Sales	Number of Retailers
Allegan	Meijer #191 Cash Office Dunes View Kwik Shop Riverside Market	\$3,777,942.50 \$3,569,961.00 \$3,531,890.50	\$139,816,247.50	133
Kent	Party World Clyde Park Foods Clyde Park Foods Paris Spirits and Wine	\$10,470,249.50 \$8,834,925.50 \$7,872,743.00	\$1,017,741,406.00	615
Lake	Wesco #38 Baldwin E-Z Mart Baldwin Quick Stop	\$2,570,986.50 \$2,500,587.50 \$2,471,823.50	\$30,347,173.50	34
Mason	Express Mart of Ludington Meijer #193 Cash Office Murphy USA #6652	\$4,300,660.50 \$3,575,307.50 \$2,990,284.00	\$49,571,841.50	47
Muskegon	Wesco #26 Wesco #31 AJIT Corporation (terminated)	\$11,193,090.50 \$10,651,189.50 \$8,198,512.50	\$470,133,006.00	232
Oceana	Wesco #51 Wesco #53 Pentwater Conv Center	\$3,411,144.00 \$3,123,999.00 \$2,768,327.00	\$41,786,102.00	64
Ottawa	Wesco #68 Meijer #26 Cash Office Meijer #180 Cash Office	\$7,732,385.50 \$4,702,978.50 \$4,640,793.50	\$272,592,191.50	218
Regional Spending 2020-Nov 2024			\$2,021,987,968.00	1,343